

Scaled data based on original data using
LM-79-08 Approved Method: Electrical and Photometric Measurements of Solid-
State Lighting Products

Test Report Prepared for
Cooper Lighting Solutions
(formerly Eaton)

Brand: INVUE

Report Number: P596256

Luminaire Tested: **MSA-SA2C-722-U-5NQ**

Issue Date: 5/27/2021

Test Information

Test Method: LM-79-08
Report Number: P596256
TEST IS SCALED FROM IESNA LM-79-08 TEST DATA (G2-1910-543-5)
Test Lab: INNOVATIONS CENTER
Issue Date: 5/27/2021
Manufacturer: COOPER LIGHTING SOLUTIONS (FORMERLY EATON)
Product Line: INVUE
Catalog Number: MSA-SA2C-722-U-5NQ
Description: MESA POST TOP DECORATIVE LUMINAIRE. (2) LIGHTSQUARES WITH 16 LEDS EACH AND TYPE V NARROW OPTICS.
Light Source: -
Ballast/Driver: ELECTRONIC DRIVER

Summary

Lumens per Lamp: N/A
Luminaire Lumens: 9279 lumens
Efficiency: N/A
Efficacy: 82.1 lumens/watt
Luminous Opening: Rectangular (W 0.5' x L: 1' x H: 0')
IES Classification: Type V - Short
BUG Rating: B3 - U0 - G1

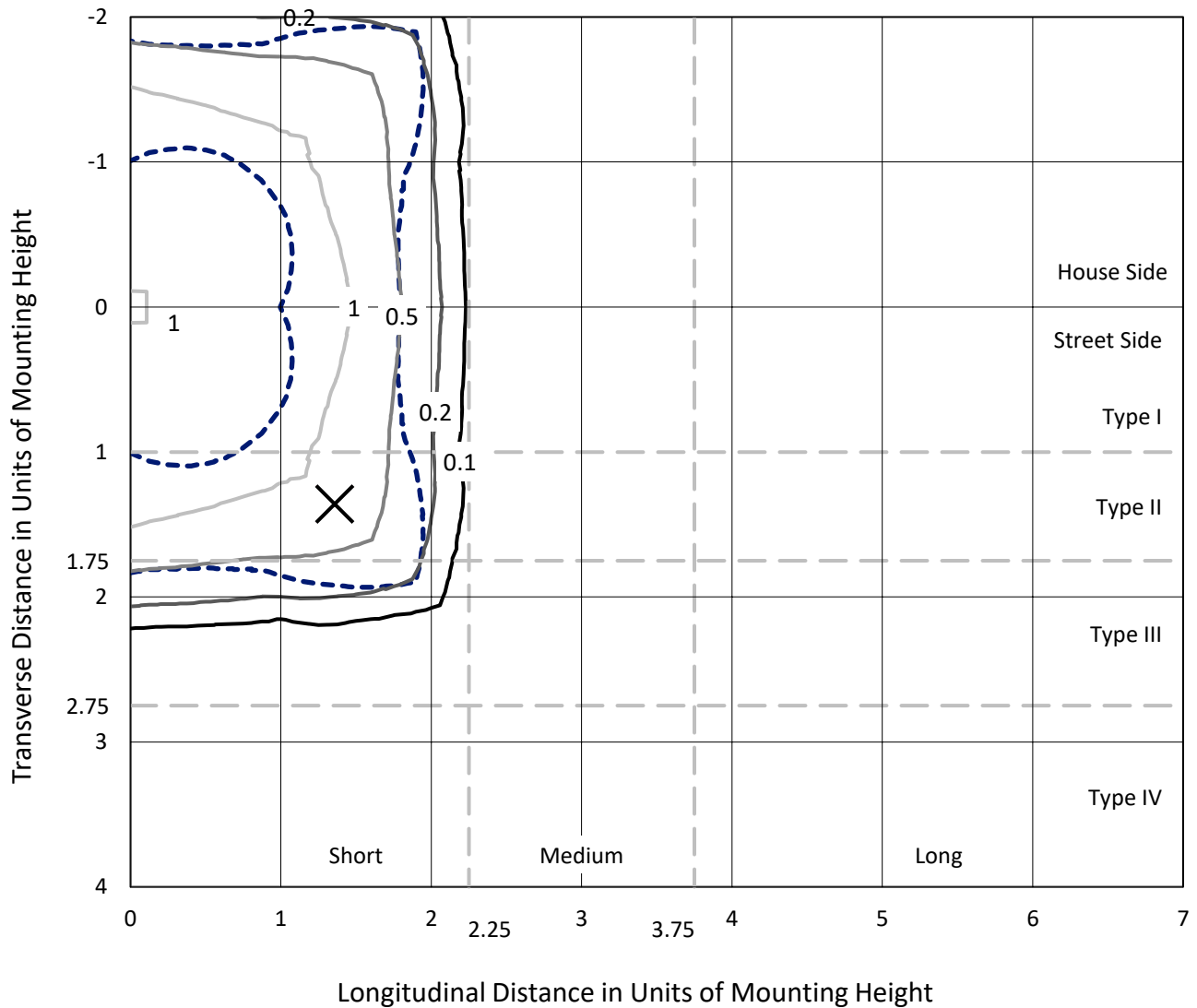
Input Watts (W): 113
Input Voltage (V): NR
Input Current (Ain): NR
Voltage Rise (V): NR
Power Factor: NR
Total Harmonic Distortion (THDi): NR
Frequency (hertz): 60
Stabilization Time: NR
Operation Time: NR
Ambient Temperature (°C): NR
Test Distance: 28.75 FT



REPORT NUMBER: P596256
 CATALOG NUMBER: MSA-SA2C-722-U-5NQ

Iso-Footcandle Lines of Horizontal Illumination

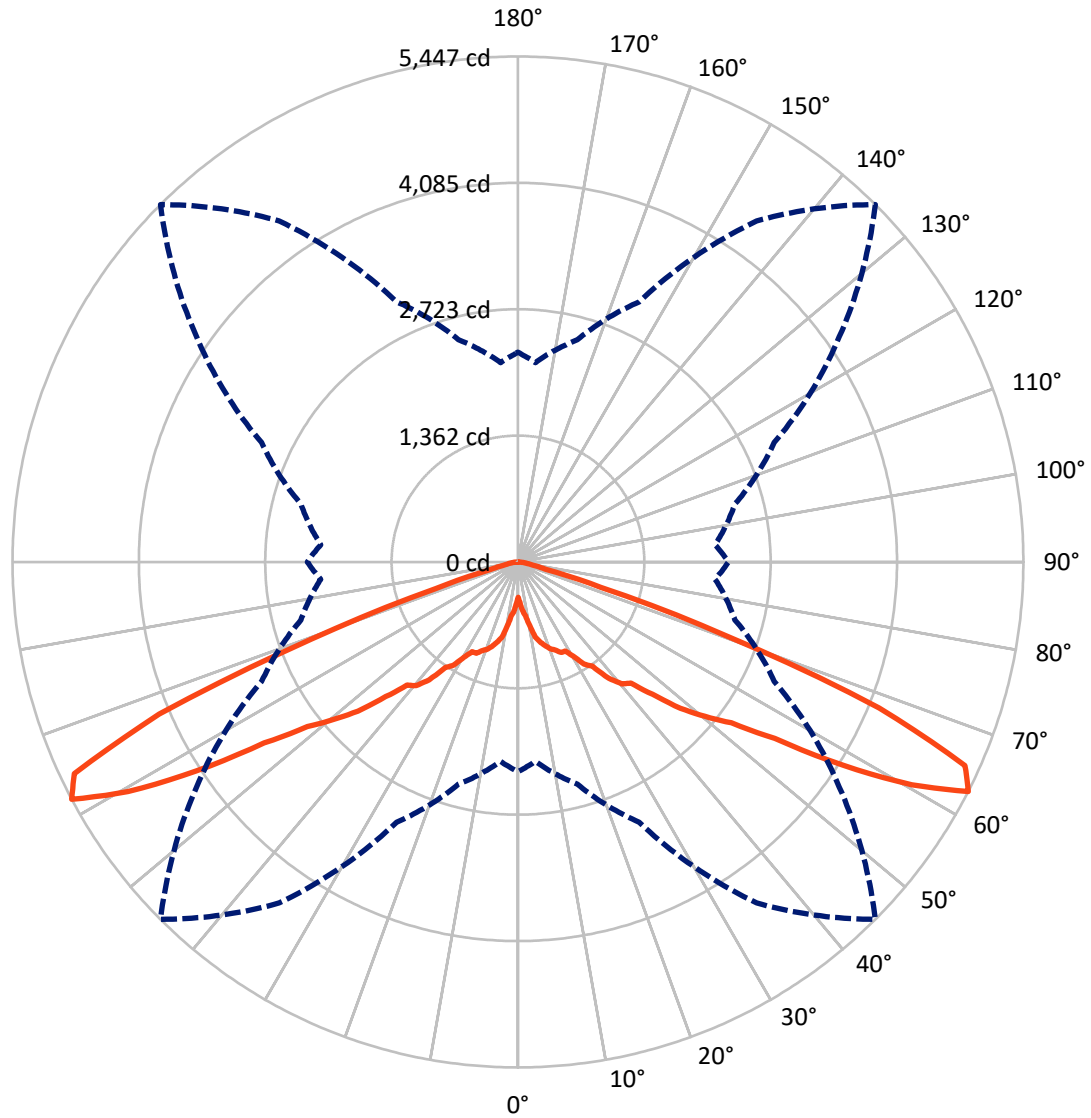
× Max cd
 - - - 1/2 Max cd



Based on 25 foot mounting height. Maximum calculated value = 1.6 fc
 Type V - Short - N/A

REPORT NUMBER: P596256
CATALOG NUMBER: MSA-SA2C-722-U-5NQ

Luminous Intensity Polar Plot



— Vertical Plane Through 45-Deg Lateral - - - Horizontal Cone Through 62.5-Deg Vertical

REPORT NUMBER: P596256
 CATALOG NUMBER: MSA-SA2C-722-U-5NQ

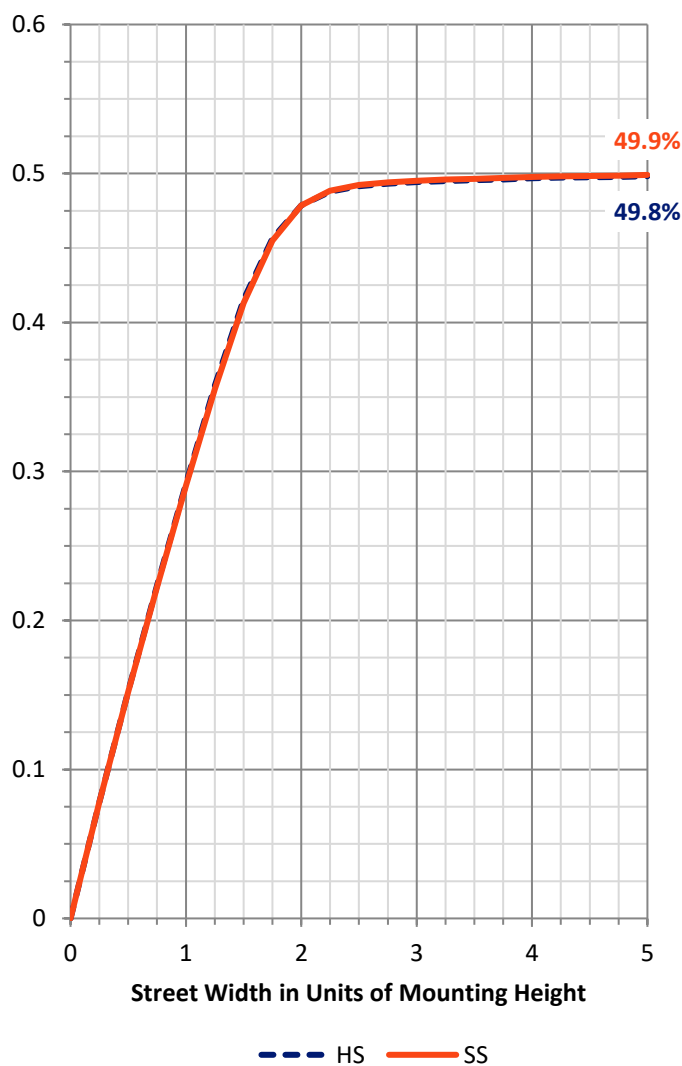
FLUX DISTRIBUTION:

		Downward	Upward	Total
House Side	Lumens	4639.5	0.0	4639.5
	% Fixture	50.0	0.0	50.0
Street Side	Lumens	4639.5	0.0	4639.5
	% Fixture	50.0	0.0	50.0
Total	Lumens	9279.0	0.0	9279.0
	% Fixture	100.0	0.0	100.0

ZONAL LUMENS:

Zone	Lumens	% Fixture
0°-10°	57.2	0.6
10°-20°	252.1	2.7
20°-30°	528.4	5.7
30°-40°	995.6	10.7
40°-50°	1807.0	19.5
50°-60°	3053.3	32.9
60°-70°	2282.5	24.6
70°-80°	255.4	2.8
80°-90°	47.5	0.5
90°-100°	0.0	0.0
100°-110°	0.0	0.0
110°-120°	0.0	0.0
120°-130°	0.0	0.0
130°-140°	0.0	0.0
140°-150°	0.0	0.0
150°-160°	0.0	0.0
160°-170°	0.0	0.0
170°-180°	0.0	0.0
0°-90°	9279.0	100.0
0°-180°	9279.0	100.0

Coefficient of Utilization



REPORT NUMBER: P596256

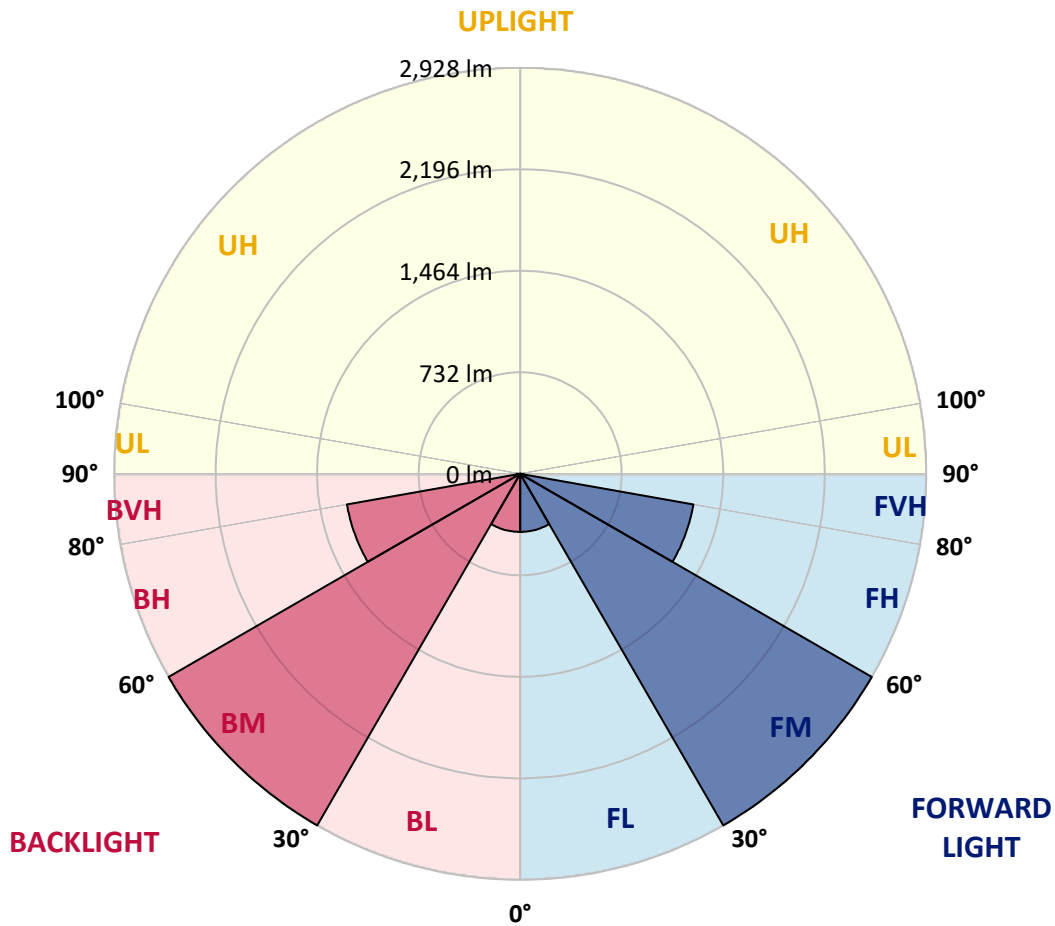
CATALOG NUMBER: MSA-SA2C-722-U-5NQ

LUMINAIRE CLASSIFICATION SYSTEM LUMEN TABLE AND BUG RATING:

Zone	Lumens	% Fixture	Zone Rating/Lumen Limit		
			B	U	G
FL (0°-30°)	418.9	4.5			
FM (30°-60°)	2928.0	31.6			
FH (60°-80°)	1268.9	13.7			G1/1800
FVH (80°-90°)	23.8	0.3			G1/100
BL (0°-30°)	418.9	4.5	B1/500		
BM (30°-60°)	2928.0	31.6	B3/5000		
BH (60°-80°)	1268.9	13.7	B3/2500		G1/1800
BVH (80°-90°)	23.8	0.3			G1/100
UL (90°-100°)	0.0	0.0		U0/0	
UH (100°-180°)	0.0	0.0		U0/0	

BUG Rating: B3-U0-G1

Type V Short





REPORT NUMBER: P596256
 CATALOG NUMBER: MSA-SA2C-722-U-5NQ

CANDELA DISTRIBUTION (FULL):

	0°	5°	15°	25°	35°	45°	55°	65°	75°	85°	90°
0°	379.4	379.4	379.4	379.4	379.4	379.4	379.4	379.4	379.4	379.4	379.4
2.5°	461.3	453.0	423.9	434.1	444.7	443.2	440.5	432.6	425.4	455.3	461.3
5°	588.2	569.3	559.1	550.8	548.9	528.5	556.4	553.4	562.9	578.7	594.2
7.5°	689.3	671.6	644.8	639.1	608.5	585.9	610.0	639.9	649.3	678.4	695.7
10°	726.3	710.8	715.8	690.5	688.9	695.4	690.1	696.9	721.8	718.4	731.2
12.5°	809.4	812.0	796.2	789.7	802.6	830.5	806.7	798.4	792.4	818.1	826.0
15°	887.1	902.6	876.6	872.4	867.1	893.2	867.5	880.0	890.9	896.2	893.2
17.5°	997.4	998.1	969.1	922.6	940.0	948.3	937.0	915.5	967.2	993.2	994.7
20°	1069.9	1072.5	1015.1	942.6	991.7	999.3	993.6	948.7	1017.4	1060.8	1058.9
22.5°	1148.0	1138.9	1061.2	1008.3	1025.7	1030.2	1018.1	1012.5	1060.8	1139.7	1128.0
25°	1200.5	1217.1	1139.7	1105.7	1091.0	1080.4	1095.9	1098.9	1148.4	1220.1	1180.5
27.5°	1325.8	1297.1	1175.9	1188.8	1157.4	1086.1	1154.0	1191.4	1180.8	1303.2	1333.0
30°	1437.2	1437.9	1268.0	1292.6	1234.4	1176.7	1250.3	1304.3	1291.1	1447.7	1419.4
32.5°	1579.5	1584.8	1427.0	1361.3	1322.0	1311.1	1302.0	1361.7	1444.0	1570.8	1573.4
35°	1733.1	1778.4	1564.0	1494.9	1428.1	1379.8	1431.9	1514.6	1568.2	1770.9	1735.0
37.5°	2032.5	1956.2	1780.7	1650.8	1608.2	1588.9	1616.5	1664.4	1780.3	1955.1	2016.6
40°	2209.5	2188.4	1949.4	1840.7	1676.1	1727.5	1712.4	1843.7	1939.6	2200.5	2206.1
42.5°	2480.2	2373.8	2159.0	2020.8	1872.8	1783.7	1878.1	2054.4	2170.3	2390.7	2494.9
45°	2694.3	2557.6	2391.9	2286.9	2100.1	2034.0	2068.0	2293.7	2439.1	2590.4	2727.5
47.5°	2931.0	2783.0	2617.2	2430.8	2248.4	2356.0	2296.0	2494.6	2636.5	2853.6	2981.9
50°	3228.4	3064.6	2852.4	2698.4	2577.6	2615.4	2605.9	2747.5	2922.7	3120.5	3266.2
52.5°	3556.1	3370.8	3166.1	3023.1	2972.1	2878.5	3000.8	3058.9	3188.0	3369.2	3540.3
55°	3785.3	3599.9	3476.1	3522.1	3508.5	3358.3	3465.5	3471.5	3409.3	3474.6	3646.7
57.5°	3749.8	3572.7	3555.7	3729.8	3989.9	4135.2	3969.5	3613.1	3379.8	3349.2	3531.6
60°	3278.6	3127.3	3282.8	3675.4	4433.1	4875.5	4237.5	3506.3	3122.0	2963.0	3139.0
62.5°	2259.4	2157.1	2479.5	3093.3	4486.3	5446.7	4227.7	3046.9	2421.3	2132.9	2269.6
65°	1071.0	1034.0	1306.2	1961.1	3736.9	5294.1	3693.5	2061.6	1393.8	1113.3	1144.2
67.5°	402.8	384.3	479.4	866.4	2353.8	4199.0	2482.9	1017.0	539.1	419.0	433.4
70°	228.8	215.6	228.0	316.0	947.5	2378.3	1071.0	348.8	229.1	208.8	222.4
72.5°	180.1	169.9	171.8	191.0	326.9	933.6	346.6	198.9	166.5	158.2	170.3
75°	148.7	139.7	139.3	149.9	190.6	303.1	195.9	152.1	134.8	128.7	138.5
77.5°	118.2	112.9	114.4	122.7	136.7	169.5	141.9	123.1	110.6	103.4	110.2
80°	86.4	85.7	91.7	99.3	101.9	114.0	106.5	99.3	88.3	78.1	80.8
82.5°	56.6	57.0	68.3	74.4	73.2	72.9	76.3	75.9	66.1	51.7	51.7
85°	32.5	33.2	41.9	46.8	46.1	36.6	48.3	48.7	42.3	31.3	30.2
87.5°	10.6	13.2	18.1	19.3	18.5	10.2	18.5	20.4	18.5	13.2	11.7
90°	0.0	0.0	0.0	0.0	0.0	0.0	0.0	0.0	0.0	0.0	0.0

(END OF REPORT)